

Stand Activity Summary for  
East Jasper BOE

**Filters Applied:** County:  
Client Class:  
District:  
Client: East Jasper BOE  
STR:  
Activity:  
Year: Through

STR	Strata	Stand	Activity	Acre	Est. Cost	Est. Revenue
<b>2012</b>						
16 3N 12E	3	2	Harvest, Mechanical, Final, Machine, Loblolly	226	\$6,780.00	\$410,863.48
16 3N 12E	3	7	Harvest, Mechanical, Final, Machine, Loblolly	10	\$304.80	\$18,470.68
16 3N 13E	1	9	Regeneration, Artificial, Plant, Hand, Loblolly	91	\$10,920.00	\$0.00
16 3N 13E	1	9	Site Preparation, Chemical, Broadcast, Aerial, Combination	91	\$7,735.00	\$0.00
16 3N 13E	1	9	Site Preparation, Other, Burn, Hand, Debris	91	\$3,185.00	\$0.00
<b>Yearly Totals</b>				<b>509</b>	<b>\$28,924.80</b>	<b>\$429,334.16</b>
<b>2013</b>						
16 1N 13E	1	9	Fire Protection, Other, Burn, Hand, Hazard Mitigation	68	\$1,709.00	\$0.00
16 2N 13E	5	1	Harvest, Mechanical, Final, Machine, Loblolly	186	\$6,510.00	\$170,208.60
16 4N 13E	3	1	Harvest, Mechanical, Final, Machine, Loblolly	95	\$3,325.00	\$123,509.50
16 10N 11W	1	1	Site Preparation, Chemical, Broadcast, Aerial, Combination	3	\$255.00	\$0.00
16 10N 11W	1	1	Site Preparation, Other, Burn, Hand, Debris	3	\$75.00	\$0.00
16 10N 11W	1	1	Regeneration, Artificial, Plant, Hand, Loblolly	3	\$360.00	\$0.00
16 10N 11W	1	6	Regeneration, Artificial, Plant, Hand, Loblolly	167	\$20,053.20	\$0.00
16 10N 11W	1	6	Site Preparation, Other, Burn, Hand, Debris	167	\$4,177.75	\$0.00
16 10N 11W	1	6	Site Preparation, Chemical, Broadcast, Aerial, Combination	167	\$14,204.35	\$0.00
16 10N 11W	5	10	Harvest, Mechanical, Final, Machine, Loblolly	134	\$4,690.00	\$158,642.60
<b>Yearly Totals</b>				<b>994</b>	<b>\$55,359.30</b>	<b>\$452,360.70</b>

STR	Strata	Stand	Activity	Acre	Est. Cost	Est. Revenue
<b>2014</b>						
16 1N 13E	1	10	Fire Protection, Other, Burn, Hand, Hazard Mitigation	131	\$3,275.00	\$0.00
16 1N 13E	3	5	Harvest, Mechanical, Final, Machine, Loblolly	70	\$2,450.00	\$0.00
16 2N 12E	4	12	Harvest, Mechanical, Final, Machine, Loblolly	51	\$1,785.00	\$138,788.34
16 2N 13E	3	6	Fire Protection, Other, Burn, Hand, Hazard Mitigation	9	\$225.00	\$0.00
16 2N 13E	3	7	Fire Protection, Other, Burn, Hand, Hazard Mitigation	11	\$281.50	\$0.00
16 2N 13E	3	8	Fire Protection, Other, Burn, Hand, Hazard Mitigation	173	\$4,317.75	\$0.00
16 2N 13E	4	9	Harvest, Mechanical, Final, Machine, Loblolly	46	\$1,610.00	\$91,579.56
16 3N 12E	2	3	Fire Protection, Other, Burn, Hand, Hazard Mitigation	50	\$1,250.00	\$0.00
16 3N 12E	3	2	Site Preparation, Chemical, Broadcast, Aerial, Combination	226	\$18,080.00	\$0.00
16 3N 12E	3	2	Site Preparation, Other, Burn, Hand, Debris	226	\$5,650.00	\$0.00
16 3N 12E	3	2	Regeneration, Artificial, Plant, Hand, Loblolly	226	\$27,120.00	\$0.00
16 3N 12E	3	7	Site Preparation, Chemical, Broadcast, Aerial, Combination	10	\$812.80	\$0.00
16 3N 12E	3	7	Site Preparation, Other, Burn, Hand, Debris	10	\$254.00	\$0.00
16 3N 12E	3	7	Regeneration, Artificial, Plant, Hand, Loblolly	10	\$1,219.20	\$0.00
16 4N 13E	3	2	Harvest, Mechanical, Final, Machine, Loblolly	100	\$3,500.00	\$130,010.00
<b>Yearly Totals</b>				<b>1,349</b>	<b>\$71,830.25</b>	<b>\$360,377.90</b>
<b>2015</b>						
16 1N 13E	1	3	Fire Protection, Other, Burn, Hand, Hazard Mitigation	16	\$400.00	\$0.00
16 1N 13E	1	7	Fire Protection, Other, Burn, Hand, Hazard Mitigation	116	\$2,902.50	\$0.00
16 2N 12E	4	2	Harvest, Mechanical, Final, Machine, Loblolly	136	\$4,760.00	\$274,366.40
16 2N 13E	5	1	Site Preparation, Other, Burn, Hand, Debris	186	\$4,650.00	\$0.00
16 2N 13E	5	1	Regeneration, Artificial, Plant, Hand, Loblolly	186	\$22,320.00	\$0.00

STR	Strata	Stand	Activity	Acre	Est. Cost	Est. Revenue
16 2N 13E	5	1	Site Preparation, Chemical, Broadcast, Aerial, Combination	186	\$15,810.00	\$0.00
16 4N 13E	3	1	Site Preparation, Other, Burn, Hand, Debris	95	\$2,375.00	\$0.00
16 4N 13E	3	1	Site Preparation, Chemical, Broadcast, Aerial, Combination	95	\$8,075.00	\$0.00
16 4N 13E	3	1	Regeneration, Artificial, Plant, Hand, Loblolly	95	\$11,400.00	\$0.00
16 10N 11W	2	8	Harvest, Mechanical, 1st Thin, Machine, Loblolly	8	\$280.00	\$5,144.00
16 10N 11W	2	9	Harvest, Mechanical, 1st Thin, Machine, Loblolly	24	\$840.70	\$15,444.86
16 10N 11W	4	13	Fire Protection, Other, Burn, Hand, Hazard Mitigation	58	\$1,450.00	\$0.00
16 10N 11W	5	10	Regeneration, Artificial, Plant, Hand, Loblolly	134	\$16,080.00	\$0.00
16 10N 11W	5	10	Site Preparation, Other, Burn, Hand, Debris	134	\$3,350.00	\$0.00
16 10N 11W	5	10	Site Preparation, Chemical, Broadcast, Aerial, Combination	134	\$11,390.00	\$0.00

**Yearly Totals**                      1.603                      \$106,083.20                      \$294,955.26

**2016**

16 1N 13E	1	11	Fire Protection, Other, Burn, Hand, Hazard Mitigation	166	\$4,150.00	\$0.00
16 1N 13E	3	5	Site Preparation, Other, Burn, Hand, Debris	70	\$1,750.00	\$0.00
16 1N 13E	3	5	Site Preparation, Chemical, Broadcast, Aerial, Woody	70	\$5,950.00	\$0.00
16 1N 13E	3	5	Regeneration, Artificial, Plant, Hand, Loblolly	70	\$8,400.00	\$0.00
16 2N 12E	2	9	Harvest, Mechanical, 1st Thin, Machine, Loblolly	34	\$1,190.00	\$21,862.00
16 2N 12E	4	1	Harvest, Mechanical, Final, Machine, Loblolly	73	\$2,555.00	\$157,789.50
16 2N 12E	4	12	Regeneration, Artificial, Plant, Hand, Loblolly	51	\$6,120.00	\$0.00
16 2N 12E	4	12	Site Preparation, Other, Burn, Hand, Debris	51	\$1,275.00	\$0.00
16 2N 12E	4	12	Site Preparation, Chemical, Broadcast, Aerial, Combination	51	\$4,335.00	\$0.00
16 2N 13E	2	10	Harvest, Mechanical, 1st Thin, Machine, Loblolly	39	\$1,365.00	\$25,077.00
16 2N 13E	2	11	Harvest, Mechanical, 1st Thin, Machine, Loblolly	33	\$1,158.85	\$21,289.73

STR	Strata	Stand	Activity	Acre	Est. Cost	Est. Revenue
16 2N 13E	4	9	Site Preparation, Chemical, Broadcast, Aerial, Combination	46	\$3,910.00	\$0.00
16 2N 13E	4	9	Regeneration, Artificial, Plant, Hand, Loblolly	46	\$5,520.00	\$0.00
16 2N 13E	4	9	Site Preparation, Other, Burn, Hand, Debris	46	\$1,150.00	\$0.00
16 3N 13E	3	10	Fire Protection, Other, Burn, Hand, Fuel Reduction	18	\$450.00	\$0.00
16 3N 13E	3	12	Fire Protection, Other, Burn, Hand, Hazard Mitigation	179	\$4,475.00	\$0.00
16 4N 13E	3	2	Regeneration, Artificial, Plant, Hand, Loblolly	100	\$12,000.00	\$0.00
16 4N 13E	3	2	Site Preparation, Other, Burn, Hand, Debris	100	\$2,500.00	\$0.00
16 4N 13E	3	2	Site Preparation, Chemical, Broadcast, Aerial, Combination	100	\$8,500.00	\$0.00

**Yearly Totals**                      1.343                      \$76,753.85                      \$226,018.23

## 2017

16 1N 12E	1	10	Harvest, Mechanical, 1st Thin, Machine, Loblolly	14	\$501.90	\$9,220.62
16 1N 12E	1	11	Harvest, Mechanical, 1st Thin, Machine, Loblolly	19	\$665.00	\$12,217.00
16 1N 12E	3	7	Harvest, Mechanical, Final, Machine, Loblolly	131	\$4,585.00	\$291,105.58
16 2N 12E	2	10	Harvest, Mechanical, 1st Thin, Machine, Loblolly	61	\$2,135.00	\$39,223.00
16 2N 12E	4	2	Site Preparation, Chemical, Broadcast, Aerial, Combination	136	\$11,560.00	\$0.00
16 2N 12E	4	2	Regeneration, Artificial, Plant, Hand, Loblolly	136	\$16,320.00	\$0.00
16 2N 12E	4	2	Site Preparation, Other, Burn, Hand, Debris	136	\$3,400.00	\$0.00
16 2N 12E	4	3	Harvest, Mechanical, Final, Machine, Loblolly	59	\$2,065.00	\$160,559.06
16 4N 13E	4	4	Harvest, Mechanical, 1st Thin, Machine, Loblolly	26	\$910.00	\$16,718.00
16 4N 13E	4	8	Harvest, Mechanical, 1st Thin, Machine, Loblolly	19	\$659.05	\$12,107.69

**Yearly Totals**                      737                      \$42,800.95                      \$541,150.95

## 2018

16 1N 12E	3	5	Harvest, Mechanical, Final, Machine, Loblolly	180	\$6,300.00	\$399,992.40
-----------	---	---	---	-----	------------	--------------

STR	Strata	Stand	Activity	Acre	Est. Cost	Est. Revenue
16 2N 12E	3	4	Harvest, Mechanical, 1st Thin, Machine, Loblolly	19	\$660.10	\$12,126.98
16 2N 12E	3	13	Harvest, Mechanical, 1st Thin, Machine, Loblolly	32	\$1,116.15	\$20,505.27
16 2N 12E	3	14	Harvest, Mechanical, 1st Thin, Machine, Loblolly	34	\$1,190.00	\$21,862.00
16 2N 12E	4	1	Site Preparation, Other, Burn, Hand, Debris	73	\$1,825.00	\$0.00
16 2N 12E	4	1	Site Preparation, Chemical, Broadcast, Aerial, Combination	73	\$6,205.00	\$0.00
16 2N 12E	4	1	Regeneration, Artificial, Plant, Hand, Loblolly	73	\$8,760.00	\$0.00
<b>Yearly Totals</b>				<b>484</b>	<b>\$26,056.25</b>	<b>\$454,486.65</b>

## 2019

16 1N 12E	3	6	Harvest, Mechanical, Final, Machine, Loblolly	39	\$1,365.00	\$86,665.02
16 1N 12E	3	7	Site Preparation, Chemical, Broadcast, Aerial, Woody	131	\$11,135.00	\$0.00
16 1N 12E	3	7	Site Preparation, Other, Burn, Hand, Debris	131	\$3,275.00	\$0.00
16 1N 12E	3	7	Regeneration, Artificial, Plant, Hand, Loblolly	131	\$15,720.00	\$0.00
16 1N 13E	1	9	Harvest, Mechanical, 2nd Thin, Machine, Loblolly	68	\$2,380.00	\$55,216.00
16 2N 12E	4	3	Site Preparation, Chemical, Broadcast, Aerial, Woody	59	\$5,015.00	\$0.00
16 2N 12E	4	3	Regeneration, Artificial, Plant, Hand, Loblolly	59	\$7,080.00	\$0.00
16 2N 12E	4	3	Site Preparation, Other, Burn, Hand, Debris	59	\$1,475.00	\$0.00
16 2N 13E	1	2	Harvest, Mechanical, 1st Thin, Machine, Loblolly	48	\$1,670.55	\$30,690.39
16 2N 13E	1	4	Harvest, Mechanical, 1st Thin, Machine, Loblolly	17	\$595.00	\$10,931.00
16 2N 13E	1	12	Harvest, Mechanical, 1st Thin, Machine, Loblolly	65	\$2,287.25	\$42,020.05
16 10N 11W	4	13	Harvest, Mechanical, Final, Machine, Loblolly	58	\$2,030.00	\$125,367.00
<b>Yearly Totals</b>				<b>865</b>	<b>\$54,027.80</b>	<b>\$350,889.46</b>

## 2020

16 1N 12E	3	4	Harvest, Mechanical, Final, Machine, Loblolly	43	\$1,505.00	\$95,553.74
-----------	---	---	---	----	------------	-------------

STR	Strata	Stand	Activity	Acre	Est. Cost	Est. Revenue
16 1N 12E	3	5	Site Preparation, Chemical, Broadcast, Aerial, Woody	180	\$15,300.00	\$0.00
16 1N 12E	3	5	Site Preparation, Other, Burn, Hand, Debris	180	\$4,500.00	\$0.00
16 1N 12E	3	5	Regeneration, Artificial, Plant, Hand, Loblolly	180	\$21,600.00	\$0.00
16 1N 13E	1	10	Harvest, Mechanical, 2nd Thin, Machine, Loblolly	131	\$4,585.00	\$106,372.00
16 3N 13E	2	7	Harvest, Mechanical, 1st Thin, Machine, Loblolly	122	\$4,270.00	\$78,446.00

**Yearly Totals**                      836                      \$51,760.00                      \$280,371.74

## 2021

16 1N 12E	3	6	Site Preparation, Other, Burn, Hand, Debris	39	\$975.00	\$0.00
16 1N 12E	3	6	Site Preparation, Chemical, Broadcast, Aerial, Woody	39	\$3,315.00	\$0.00
16 1N 12E	3	6	Regeneration, Artificial, Plant, Hand, Loblolly	39	\$4,680.00	\$0.00
16 1N 13E	1	7	Harvest, Mechanical, 2nd Thin, Machine, Loblolly	116	\$4,060.00	\$94,192.00
16 2N 12E	1	11	Harvest, Mechanical, 1st Thin, Machine, Loblolly	65	\$2,275.00	\$41,795.00
16 3N 13E	2	8	Harvest, Mechanical, 1st Thin, Machine, Loblolly	93	\$3,255.00	\$59,799.00
16 10N 11W	3	15	Harvest, Mechanical, Final, Machine, Loblolly	46	\$1,610.00	\$99,429.00
16 10N 11W	4	13	Site Preparation, Chemical, Broadcast, Aerial, Woody	58	\$4,930.00	\$0.00
16 10N 11W	4	13	Regeneration, Artificial, Plant, Hand, Loblolly	58	\$6,960.00	\$0.00
16 10N 11W	4	13	Site Preparation, Other, Burn, Hand, Debris	58	\$1,450.00	\$0.00

**Yearly Totals**                      611                      \$33,510.00                      \$295,215.00

**Grand Totals**                      9.332                      \$547,106.40                      \$3,685,160.05

Stand Activity Summary for  
East Jasper BOE

**Filters Applied:** County:  
Client Class:  
District:  
Client: East Jasper BOE  
STR:  
Activity: Harvest  
Year: Through

STR	Strata	Stand	Activity	Acre	Est. Cost	Est. Revenue
<b>2012</b>						
16 3N 12E	3	2	Harvest, Mechanical, Final, Machine, Loblolly	226	\$6,780.00	\$410,863.48
16 3N 12E	3	7	Harvest, Mechanical, Final, Machine, Loblolly	10	\$304.80	\$18,470.68
Yearly Totals				236	\$7,084.80	\$429,334.16
<b>2013</b>						
16 2N 13E	5	1	Harvest, Mechanical, Final, Machine, Loblolly	186	\$6,510.00	\$170,208.60
16 4N 13E	3	1	Harvest, Mechanical, Final, Machine, Loblolly	95	\$3,325.00	\$123,509.50
16 10N 11W	5	10	Harvest, Mechanical, Final, Machine, Loblolly	134	\$4,690.00	\$158,642.60
Yearly Totals				415	\$14,525.00	\$452,360.70
<b>2014</b>						
16 1N 13E	3	5	Harvest, Mechanical, Final, Machine, Loblolly	70	\$2,450.00	\$0.00
16 2N 12E	4	12	Harvest, Mechanical, Final, Machine, Loblolly	51	\$1,785.00	\$138,788.34
16 2N 13E	4	9	Harvest, Mechanical, Final, Machine, Loblolly	46	\$1,610.00	\$91,579.56
16 4N 13E	3	2	Harvest, Mechanical, Final, Machine, Loblolly	100	\$3,500.00	\$130,010.00
Yearly Totals				267	\$9,345.00	\$360,377.90
<b>2015</b>						
16 2N 12E	4	2	Harvest, Mechanical, Final, Machine, Loblolly	136	\$4,760.00	\$274,366.40
16 10N 11W	2	8	Harvest, Mechanical, 1st Thin, Machine, Loblolly	8	\$280.00	\$5,144.00
16 10N 11W	2	9	Harvest, Mechanical, 1st Thin, Machine, Loblolly	24	\$840.70	\$15,444.86

STR	Strata	Stand	Activity	Acre	Est. Cost	Est. Revenue
<b>Yearly Totals</b>				<b>168</b>	<b>\$5,880.70</b>	<b>\$294,955.26</b>
<b>2016</b>						
16 2N 12E	2	9	Harvest, Mechanical, 1st Thin, Machine, Loblolly	34	\$1,190.00	\$21,862.00
16 2N 12E	4	1	Harvest, Mechanical, Final, Machine, Loblolly	73	\$2,555.00	\$157,789.50
16 2N 13E	2	10	Harvest, Mechanical, 1st Thin, Machine, Loblolly	39	\$1,365.00	\$25,077.00
16 2N 13E	2	11	Harvest, Mechanical, 1st Thin, Machine, Loblolly	33	\$1,158.85	\$21,289.73
<b>Yearly Totals</b>				<b>179</b>	<b>\$6,268.85</b>	<b>\$226,018.23</b>
<b>2017</b>						
16 1N 12E	1	10	Harvest, Mechanical, 1st Thin, Machine, Loblolly	14	\$501.90	\$9,220.62
16 1N 12E	1	11	Harvest, Mechanical, 1st Thin, Machine, Loblolly	19	\$665.00	\$12,217.00
16 1N 12E	3	7	Harvest, Mechanical, Final, Machine, Loblolly	131	\$4,585.00	\$291,105.58
16 2N 12E	2	10	Harvest, Mechanical, 1st Thin, Machine, Loblolly	61	\$2,135.00	\$39,223.00
16 2N 12E	4	3	Harvest, Mechanical, Final, Machine, Loblolly	59	\$2,065.00	\$160,559.06
16 4N 13E	4	4	Harvest, Mechanical, 1st Thin, Machine, Loblolly	26	\$910.00	\$16,718.00
16 4N 13E	4	8	Harvest, Mechanical, 1st Thin, Machine, Loblolly	19	\$659.05	\$12,107.69
<b>Yearly Totals</b>				<b>329</b>	<b>\$11,520.95</b>	<b>\$541,150.95</b>
<b>2018</b>						
16 1N 12E	3	5	Harvest, Mechanical, Final, Machine, Loblolly	180	\$6,300.00	\$399,992.40
16 2N 12E	3	4	Harvest, Mechanical, 1st Thin, Machine, Loblolly	19	\$660.10	\$12,126.98
16 2N 12E	3	13	Harvest, Mechanical, 1st Thin, Machine, Loblolly	32	\$1,116.15	\$20,505.27
16 2N 12E	3	14	Harvest, Mechanical, 1st Thin, Machine, Loblolly	34	\$1,190.00	\$21,862.00
<b>Yearly Totals</b>				<b>265</b>	<b>\$9,266.25</b>	<b>\$454,486.65</b>
<b>2019</b>						
16 1N 12E	3	6	Harvest, Mechanical, Final, Machine, Loblolly	39	\$1,365.00	\$86,665.02



STR	Strata	Stand	Activity	Acre	Est. Cost	Est. Revenue
16 1N 13E	1	9	Harvest, Mechanical, 2nd Thin, Machine, Loblolly	68	\$2,380.00	\$55,216.00
16 2N 13E	1	2	Harvest, Mechanical, 1st Thin, Machine, Loblolly	48	\$1,670.55	\$30,690.39
16 2N 13E	1	4	Harvest, Mechanical, 1st Thin, Machine, Loblolly	17	\$595.00	\$10,931.00
16 2N 13E	1	12	Harvest, Mechanical, 1st Thin, Machine, Loblolly	65	\$2,287.25	\$42,020.05
16 10N 11W	4	13	Harvest, Mechanical, Final, Machine, Loblolly	58	\$2,030.00	\$125,367.00
<b>Yearly Totals</b>				<b>295</b>	<b>\$10,327.80</b>	<b>\$350,889.46</b>
<b>2020</b>						
16 1N 12E	3	4	Harvest, Mechanical, Final, Machine, Loblolly	43	\$1,505.00	\$95,553.74
16 1N 13E	1	10	Harvest, Mechanical, 2nd Thin, Machine, Loblolly	131	\$4,585.00	\$106,372.00
16 3N 13E	2	7	Harvest, Mechanical, 1st Thin, Machine, Loblolly	122	\$4,270.00	\$78,446.00
<b>Yearly Totals</b>				<b>296</b>	<b>\$10,360.00</b>	<b>\$280,371.74</b>
<b>2021</b>						
16 1N 13E	1	7	Harvest, Mechanical, 2nd Thin, Machine, Loblolly	116	\$4,060.00	\$94,192.00
16 2N 12E	1	11	Harvest, Mechanical, 1st Thin, Machine, Loblolly	65	\$2,275.00	\$41,795.00
16 3N 13E	2	8	Harvest, Mechanical, 1st Thin, Machine, Loblolly	93	\$3,255.00	\$59,799.00
16 10N 11W	3	15	Harvest, Mechanical, Final, Machine, Loblolly	46	\$1,610.00	\$99,429.00
<b>Yearly Totals</b>				<b>320</b>	<b>\$11,200.00</b>	<b>\$295,215.00</b>
<b>Grand Totals</b>				<b>2,770</b>	<b>\$95,779.35</b>	<b>\$3,685,160.05</b>

# Property Activities Report

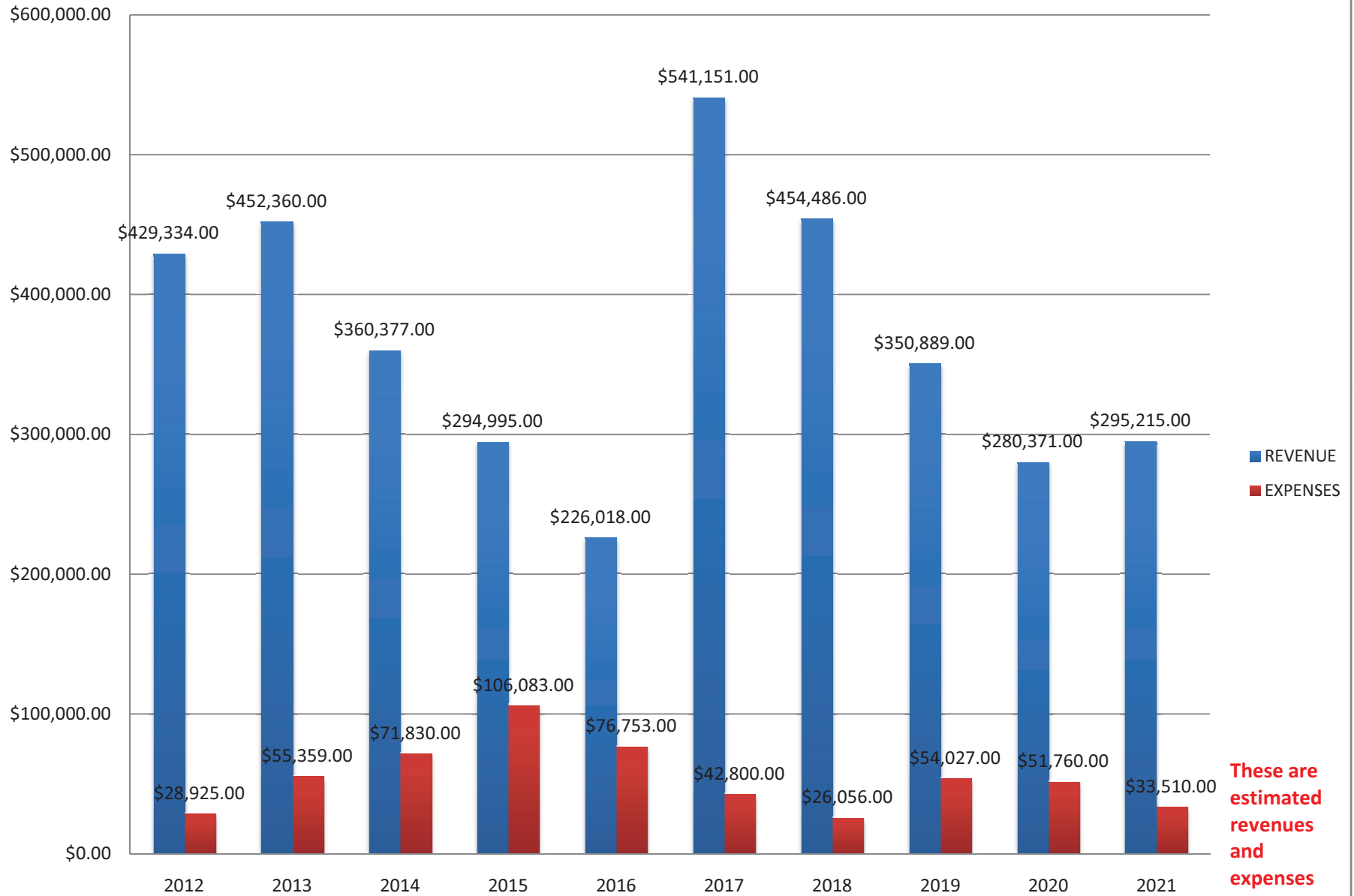
**Filters Applied:** County:  
 Client Class:  
 District:  
 Client: East Jasper BOE  
 STR:  
 Year: Through

Client Name	Plan Year	STR	Act. Name	Method	Practice	Application	Est. Cost	Act. Object	Est. Miles
<b>East Jasper BOE</b>									
	2012								
		16 1N 12E	Property Activities						
				Maintain	Paint	Hand	\$1,271.32	Property Boundary	4.013
						Totals	\$1,271.32		4.013
		16 4N 13E	Property Activities						
				Maintain	Paint	Hand	\$1,263.72	Property Boundary	3.989
						Totals	\$1,263.72		3.989
						Summary for 'PlanYear' = 2012			
						Totals	\$2,535.03		8.002
	2013								
		16 1N 13E	Property Activities						
				Maintain	Paint	Hand	\$1,073.57	Property Boundary	3.979
						Totals	\$1,073.57		3.979
		16 3N 12E	Property Activities						
				Maintain	Paint	Hand	\$809.69	Property Boundary	3.001
						Totals	\$809.69		3.001
						Summary for 'PlanYear' = 2013			
						Totals	\$1,883.26		6.98

Client Name	Plan Year	STR	Act. Name	Method	Practice	Application	Est. Cost	Act. Object	Est. Miles
	2014								
		16 3N 13E							
			Property Activities						
				Maintain	Paint	Hand	\$1,071.41	Property Boundary	3.971
						Totals	\$1,071.41		3.971
		16 10N 11W							
			Property Activities						
				Maintain	Paint	Hand	\$1,084.63	Property Boundary	4.02
						Totals	\$1,084.63		4.02
						Summary for 'PlanYear' = 2014			
						Totals	\$2,156.04		7.991
	2015								
		16 2N 12E							
			Property Activities						
				Maintain	Paint	Hand	\$1,079.77	Property Boundary	4.002
						Totals	\$1,079.77		4.002
						Summary for 'PlanYear' = 2015			
						Totals	\$1,079.77		4.002
	2016								
		16 2N 13E							
			Property Activities						
				Maintain	Paint	Hand	\$1,081.39	Property Boundary	4.008
						Totals	\$1,081.39		4.008
		16 10N 10W							
			Property Activities						
				Maintain	Paint	Hand	\$451.39	Property Boundary	1.673
						Totals	\$451.39		1.673

Client Name	Plan Year	STR	Act. Name	Method	Practice	Application	Est. Cost	Act. Object	Est. Miles
Summary for 'PlanYear' = 2016									
Totals							\$1,532.78		5.681
Summary for East Jasper BOE									
Totals							\$9,186.88		32.656
<b>Grand Totals</b>							<b>\$9,186.88</b>		<b>32.656</b>

# East Jasper County Revenue-Expenses FY2012-FY2021



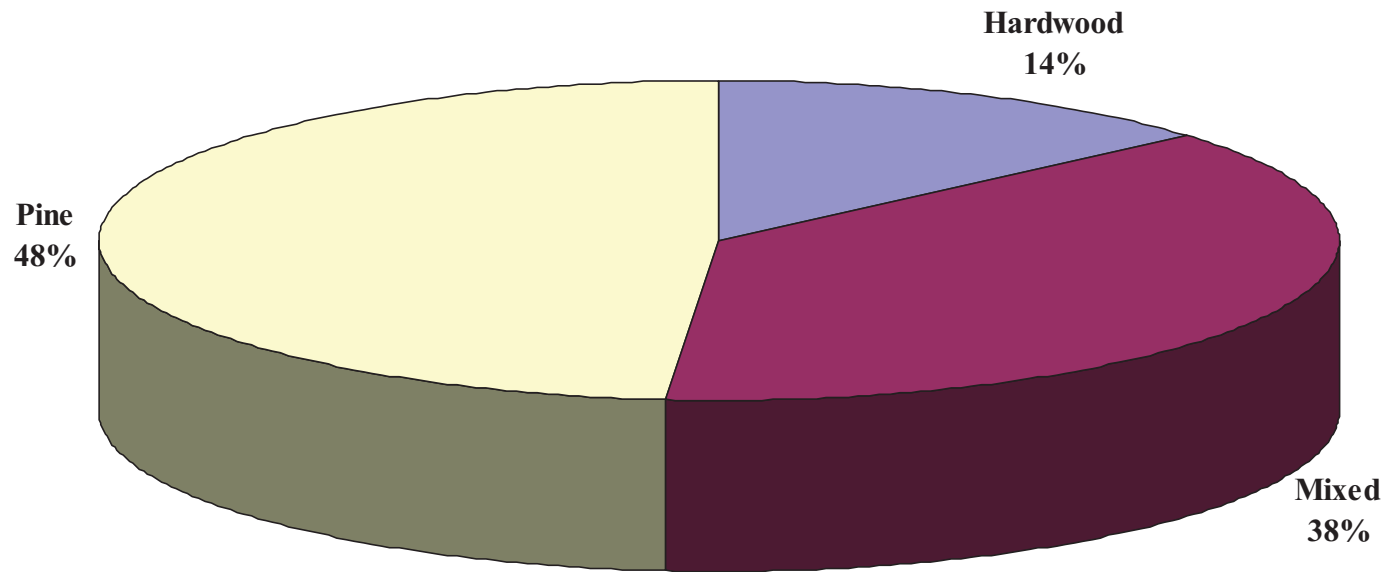
**Filters Applied:**

County:  
Client Class:

District:  
Client: East Jasper BOE

STR:

### Broad Cover Type Distribution



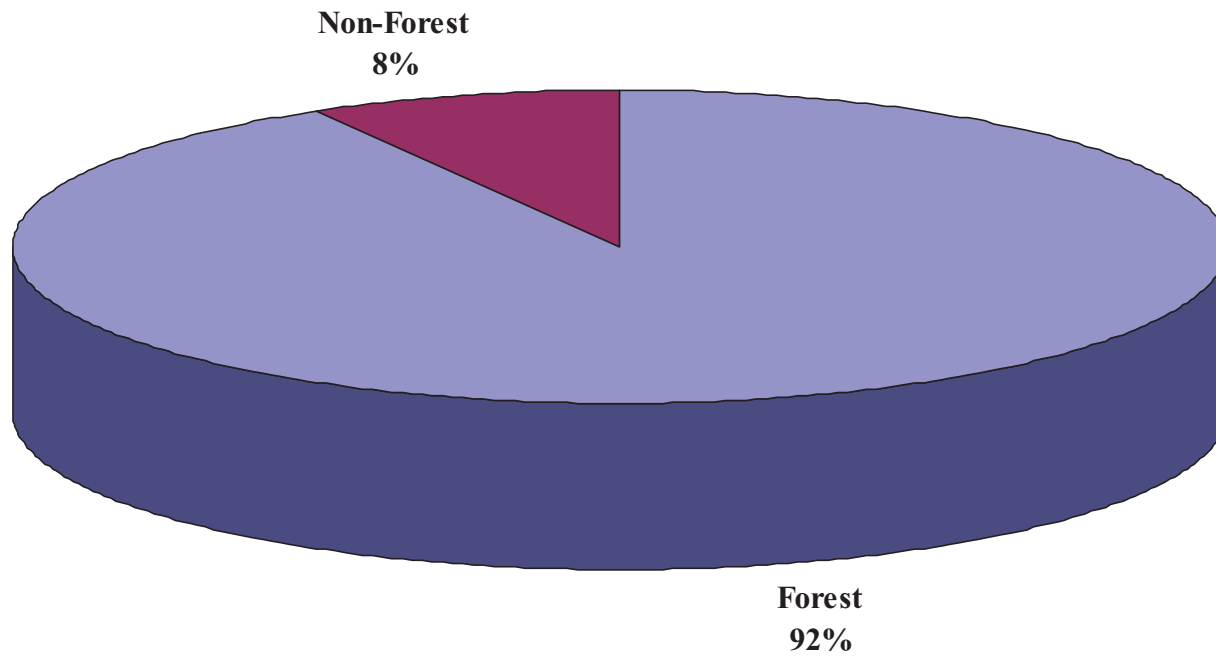
**Filters Applied:**

County:  
Client Class:

District:  
Client: East Jasper BOE

STR:

### Land Use Distribution



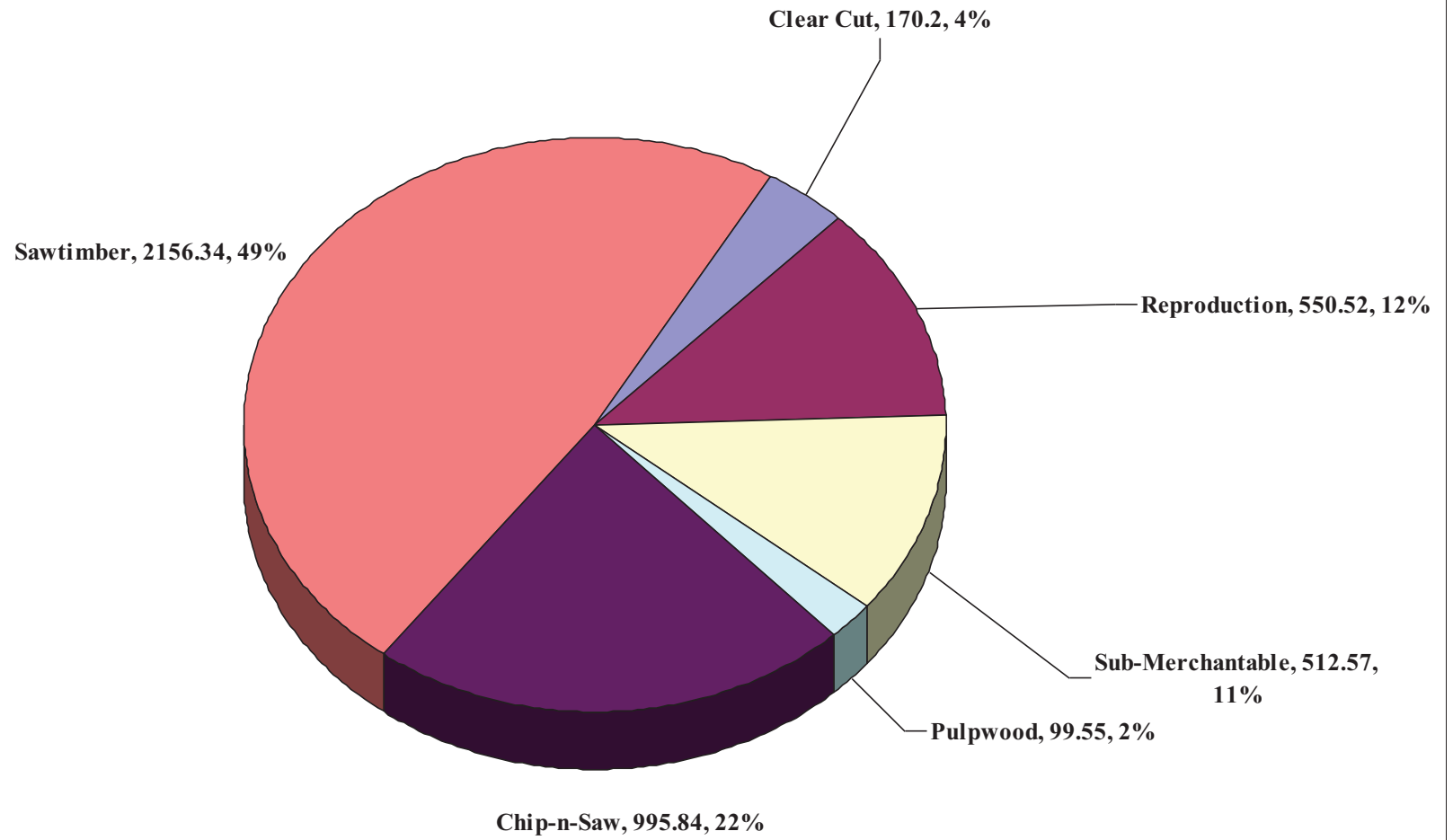
**Filters Applied:**

County:  
Client Class:

District:  
Client: East Jasper BOE

STR:

### Forested Stands Class Distribution by Acres





**Filters Applied:**

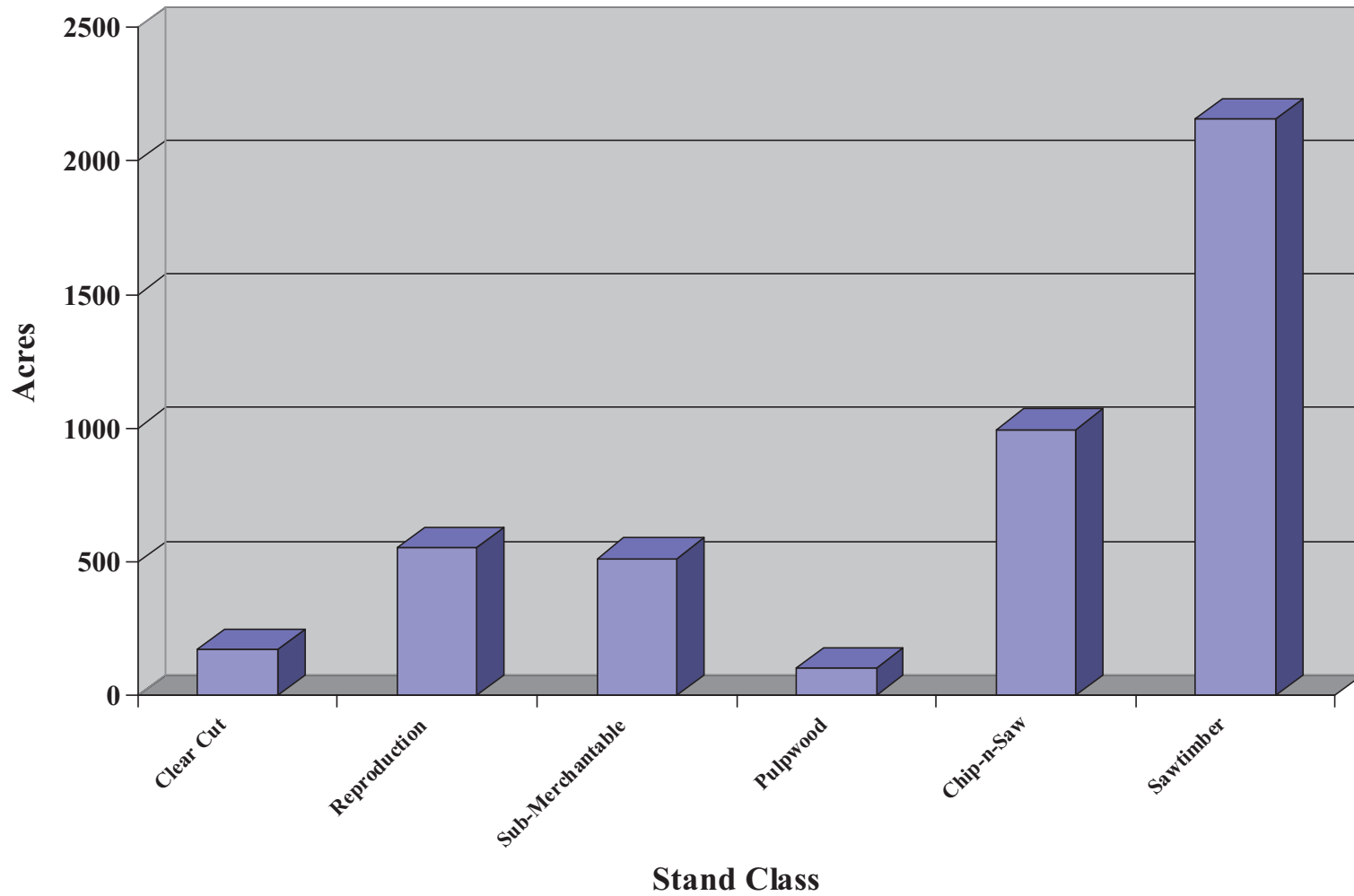
County:  
District:

Client: East Jasper BOE  
STR:

Broad Cover Type:  
Client Class:

Stand Age: Through

### Forested Stands Graph



**Filters Applied:** County:  
District:

Client: East Jasper BOE  
STR:

Broad Cover Type:  
Client Class:

Stand Age: Through

## Age Distribution Graph

